

fw | **FINEWORK**
MANUFACTURED BY ALLEMAND FRÈRES S.A.



TABLE OF CONTENTS

Jewellers and stone-setters workbenches

» Jewellers workbenches	3
» "T" stand version	4
» Accessories	9
» Stone-setters workbenches	16
» "T" stand version	17
» Accessories	24



JEWELLERS WORKBENCHES

Finework jeweller's workbenches can adapt perfectly to your workshops. Their compact rigid steel structure guarantees excellent stability and unmatched robustness of your workbench.

Based on a common core design, our workbenches offer countless possibilities for customisation: Electric stand, custom storage compartments, choice of materials and colours, as well as integration of any utilities you need to do your job.

In addition to the customisation options, we offer a wide range of accessories that you can integrate on Finework jeweller's workbenches. Need particular accessories or equipment? No worries, our workbenches can be configured to integrate this equipment.

Fixed-height jeweller's workbench with base-mounted drawer cabinet, LED lamp with adjustable light temperature, stainless steel plate with peg, extendable soldering tab, collection drawer, collection layer, round cable run and footrest.

JEWELLER'S WORKBENCH



Fixed-height jeweller's workbench, with drawer block, extraction and filtration system, suspended jeweller's light, stainless steel plate with peg, extendable soldering tab, collection drawer, collection layer, round cable run and footrest.

JEWELLER'S WORKBENCH



STANDARD COLOURS

Finework jeweller's workbenches can be configured in a selection of standard colours. On request, and depending on the number of workbenches required, we can also produce your workbenches in a range of non-standard materials.

Worktop

- » 1. LIGHT GREY NCS S 1500-N
- » 2. NATURAL BEECH

Stand and metal cabinets

- | | |
|------------------------------|--------------------------------|
| » 1. LIGHT BLUE RAL 5012 | » 7. RUBY RED RAL 3003 |
| » 2. LIGHT GREY RAL 7035 | » 8. PIGEON GREY NCS S 4502-B |
| » 3. RESEDA GREEN RAL 6011 | » 9. GENTIAN BLUE RAL 5010 |
| » 4. CAPRI BLUE RAL 5019 | » 10. SAFETY BLUE RAL 5005 |
| » 5. METAL GREY NCS S 6502-B | » 11. PURE WHITE RAL 9010 |
| » 6. BLACK NCS S 9000-N | » 12. ANTHRACITE GREY RAL 7016 |

Laminates & cabinets

- » 1. LIGHT GREY NCS S 1500-N
- » 2. DARK GREY NCS S 7500-N
- » 3. BEECH LAMINATE
- » 4. LIGHT OAK LAMINATE
- » 5. DARK OAK LAMINATE
- » 6. OAK VENEER
- » 7. BEECH VENEER


Worktop



Stand and metal cabinets



Laminates & cabinets



OPTIONS

The options shown are part of the standard configuration of your workbench. You must therefore select the different options to create your Finework watchmaker's workbench.

On the following pages, you will find the accessories you need to complete your workbench.

Worktop dimensions

- » 1230 x 680 mm
- » 1430 x 680 mm
- » 1530 x 680 mm

Worktop materials

- » Laminated
- » Solid wood

Stands

- » Electric
- » Manually adjustable

Worktop shape

- » Worktop with centered cutting-out
- » Worktop with off-centered cutting-out

Trims

- » Surround trim
- » Milled trim


OPTIONS IN DETAIL

Stands

Electric



Manually adjustable



Trims

Surround trim



Milled trim



Worktop shape

Worktop with centered cutting-out



Worktop with off-centered cutting-out



ACCESSORIES

Finework jeweller's workbenches are designed to accommodate a wide range of specialist accessories for jewellery work. The intelligent design of our workbenches allows you to select all the accessories essential to your activity and integrate them perfectly into your workbench.

Our technical department can also integrate your own accessories into your future workbench.

Drawer units

- » **Suspended metal drawer cabinet**
- » **Base-mounted drawer cabinet**

Integrated utilities

- » **Drilled holes in the worktop**
- » **Cubic utilities rail**
- » **Rear utilities compartment**

Jeweller's accessories

- » **Lighting**
 - Lamp holder
 - LED lamp
 - Suspended light fitting for jewellery work
- » **Electrification**
 - Round cable run
 - Rectangular cable run
 - Swivelling mediabox
 - PIX ports
- » **Specific accessories**
 - Extending soldering tab
 - Collection drawer
 - Collection layer
 - Stainless steel plate with peg
 - Extraction and filtration system for jewellery work
- » **Miscellaneous**
 - Computer monitor arm
 - Footrest

ACCESSORIES IN DETAIL

Drawer units

Suspended metal drawer cabinet



Base-mounted drawer cabinet




ACCESSORIES IN DETAIL

Integrated utilities

Drilled holes in the worktop



Cubic utilities rail



Rear utilities compartment




ACCESSORIES IN DETAIL

Jeweller's accessories

Lighting

Lamp holder



LED lamp



Suspended light fitting for jewellery work



ACCESSORIES IN DETAIL

Jeweller's accessories Electrification

Round cable run



Rectangular cable run



Swivelling mediabox



PIX ports



ACCESSORIES IN DETAIL

Jeweller's accessories

Specific accessories

Extending soldering tab



Stainless steel plate
with peg



Collection drawer



Extraction and filtration system
for jewellery work




Collection layer




ACCESSORIES IN DETAIL

Jeweller's accessories
Specific accessories

Computer monitor arm



Footrest





STONE-SETTER'S WORKBENCHES

Finework stone-setters workbenches can adapt perfectly to your workshops. Their compact rigid steel structure guarantees excellent stability and unmatched robustness of your workbench.

Based on a common core design, our workbenches offer countless possibilities for customisation: electric stand, custom storage compartments, choice of materials and colours, as well as integration of any utilities you need to do your job.

In addition to the customisation options, we offer a wide range of accessories that you can integrate on Finework stone-setters workbenches. Need particular accessories or equipment? No worries, our workbenches can be configured to integrate this equipment.

Manual height-adjustable stone-setter's workbench, with drawer block, LED lamp with adjustable light temperature, pit, inlaid fixed armrests, laminated backpanel and footrest.

STONE-SETTER'S WORKBENCH



Electrically height-adjustable stone-setter's workbench, with drawer block, LED lamp with adjustable light temperature, pit, inlaid fixed armrests, beech solid wood top, double swan's neck and keyboard extension.

STONE-SETTER'S WORKBENCH



STANDARD COLOURS

Finework jeweller's workbenches can be configured in a selection of standard colours. On request, and depending on the number of workbenches required, we can also produce your workbenches in a range of non-standard materials.

Worktop

- » 1. LIGHT GREY NCS S 1500-N
- » 2. NATURAL BEECH

Stand and metal cabinets

- | | |
|------------------------------|--------------------------------|
| » 1. LIGHT BLUE RAL 5012 | » 7. RUBY RED RAL 3003 |
| » 2. LIGHT GREY RAL 7035 | » 8. PIGEON GREY NCS S 4502-B |
| » 3. RESEDA GREEN RAL 6011 | » 9. GENTIAN BLUE RAL 5010 |
| » 4. CAPRI BLUE RAL 5019 | » 10. SAFETY BLUE RAL 5005 |
| » 5. METAL GREY NCS S 6502-B | » 11. PURE WHITE RAL 9010 |
| » 6. BLACK NCS S 9000-N | » 12. ANTHRACITE GREY RAL 7016 |

Laminates & cabinets

- » 1. LIGHT GREY NCS S 1500-N
- » 2. DARK GREY NCS S 7500-N
- » 3. BEECH LAMINATE
- » 4. LIGHT OAK LAMINATE
- » 5. DARK OAK LAMINATE
- » 6. OAK VENEER
- » 7. BEECH VENEER


Worktop



Stand and metal cabinets



Laminates & cabinets



OPTIONS

The options shown are part of the standard configuration of your workbench. You must therefore select the different options to create your Finework watchmaker's workbench.

On the following pages, you will find the accessories you need to complete your workbench.

Worktop dimensions

- » 1230 x 680 mm
- » 1430 x 680 mm
- » 1530 x 680 mm

Worktop materials

- » Laminated
- » Solid wood

Stands

- » Electric
- » Manually adjustable

Worktop shape

- » Straight front trim
- » Straight front trim with cutting-out
- » Straight front trim with cutting-out and armrests

Trims

- » Surround trim
- » Milled trim
- » Tool holder backpanel


OPTIONS IN DETAIL

Worktop materials

Laminated




Solid wood




Stands

Electric



Manually adjustable



OPTIONS IN DETAIL

Worktop shape

Straight front trim



Straight front trim with
cutting-out



Straight front trim with cutting-
out and armrests




OPTIONS IN DETAIL

Trims


Surround trim



Milled trim



Tool holder backpanel



ACCESSORIES

Finework stone-setter's workbenches are designed to accommodate a wide range of specialist accessories for jewellery work. The intelligent design of our workbenches allows you to select all the accessories essential to your activity and integrate them perfectly into your workbench.

Our technical department can also integrate your own accessories into your future workbench.

Drawer units

- » Small drawer unit
- » Large drawer unit
- » Suspended metal drawer cabinet
- » Base-mounted drawer cabinet

Integrated utilities

- » Drilled holes in the worktop
- » Cubic utilities rail
- » Rear utilities compartment

Stone-setter's accessories

- » **Lighting**
 - Lamp holder
 - LED lamp
 - LED lamp with adjustable light temperature
- » **Electrification**
 - Round cable run
 - Rectangular cable run
 - Swivelling mediabox
 - PIX ports
- » **Specific accessories**
 - Pit top
 - Opening mechanism
- » **Miscellaneous**
 - Computer monitor arm
 - Footrest

ACCESSORIES IN DETAIL

Drawer units

Small drawer unit



Suspended metal drawer cabinet



Large drawer unit



Base-mounted drawer cabinet




ACCESSORIES IN DETAIL

Integrated utilities

Drilled holes in the worktop



Cubic utilities rail



Integrated utilities



Stone-setter's accessories

Lighting

Lamp holder



LED lamp



LED lamp with adjustable light temperature




ACCESSORIES IN DETAIL

Stone-setter's accessories

Electrification

Round cable run




Rectangular cable run



Swivelling mediaboxe



PIX ports




ACCESSORIES IN DETAIL

Stone-setter's accessories Specific accessories

Pit top




Opening mechanism




Miscellaneous

Computer monitor arm



Footrest





Allemand Frères SA
Route de Soleure 138,
CH-2504 Biel / Bienne
T. +41 32 344 29 44
www.watchmakertable.com
info@allemandfreres.ch

