



## WATCHMAKER'S WORKBENCH



## TABLE OF CONTENTS

### Watchmaker's workbench

» 4-feet version	4
» Electric stand	5
» Manually adjustable stand	6
» Accessories	11
» "T" stand version	17
» Electric stand	18
» Manually adjustable stand	20
» Accessories	25
» Custom	31



## WATCHMAKER'S WORKBENCH

**FINework** watchmaker's work benches stand out for their great customisation options, and the quality of their finish. From a standard model, we can create a variety of custom workbenches with variable dimensions, and a multitude of details and specialities.

With assembly, casing, hand fitting to name but a few operations, watchmaking is a vast and varied profession. Our flawless knowledge of the field puts us well ahead of the game. Our products are diversified to meet the needs of your profession, not to mention the aesthetic requirements due to its prestige.

Do you have your own ideas for your workbench? Do you have a specific need, wish or a particular project? We can also develop custom workbenches for you, on a drawing or prototype basis if necessary, meeting your expectations in all points. Our guarantee? A cutting-edge, modern, ergonomic and reliable watchmaker's workbench.



## 4-FEET VERSION

The 4-feet version of Finework watchmaker's workbenches stands out for its traditional design. Boasting a genuine wood finish which will win over even the most demanding, and with a single-coloured laminate or imitation wood finish, this workbench provides a perfect blend between aesthetics, functionality and ergonomics.

Based on a common core design, this version offers countless possibilities for customisation: electric stand, mobile armrests, custom storage compartments, choice of materials, and also integration of any utilities you need to do your job.

In addition to the customisation options, we offer a wide range of accessories that you can integrate on Finework watchmaker's workbenches. Need particular accessories or equipment? No worries, our workbenches can be configured to integrate this equipment.



4-feet watchmaker's workbench with electric height adjustment and position memory control, simplified adjustable armrests, LED light with intensity control, double vacuum and compressed air swan's neck, 2 drawer blocks and central tambour cabinet.

## 4- FEET ELECTRICALLY ADJUSTABLE WORKBENCH



4-foot watchmaker's workbench with manual height adjustment, fixed embedded armrests, LED light with intensity control, single vacuum swan's neck, 2 drawer blocks and central open cabinet.

## 4- FEET MANUALLY ADJUSTABLE WORKBENCH



## STANDARD COLOURS

4-feet Finework watchmaker's workbenches can be configured in a selection of standard colours. On request, and depending on the number of workbenches required, we can also produce your workbenches in a range of non-standard materials.

### Worktop

- » 1. LIGHT GREY NCS S 1500-N

### Stand

- » 1. LIGHT GREY RAL 7047
- » 2. DARK GREY RAL 7024

### Laminates & cabinets

- » 1. LIGHT GREY NCS S 1500-N
- » 2. DARK GREY NCS S 7500-N
- » 3. BEECH LAMINATE
- » 4. LIGHT OAK LAMINATE
- » 5. DARK OAK LAMINATE
- » 6. OAK VENEER
- » 7. BEECH VENEER

### Worktop

1

### Stand

1

2

### Laminates & cabinets

1

3/7

5

2

4/6

## OPTIONS

The options shown are part of the standard configuration of your workbench. You must therefore select the different options to create your Finework watchmaker's workbench.

On the following pages, you will find the accessories you need to complete your workbench.

### Worktop dimensions

- » 1230 x 680 mm or 1230 x 680/780 mm
- » 1430 x 680 mm or 1430 x 680/780 mm
- » 1530 x 680 mm or 1530 x 680/780 mm

### Stands

- » Electric
- » Manually adjustable

### Trims

- » Surround trim
- » Milled trim

### Armrests


- » Fixed embedded
- » Fixed surround
- » Sliding on rail
- » adjustable simplified
- » adjustable 3D multifonction




## OPTIONS IN DETAIL

### Stands

Electric



Manually adjustable



### Trims

Surround trim




Milled trim




## OPTIONS IN DETAIL

### Armrests

Fixed embedded



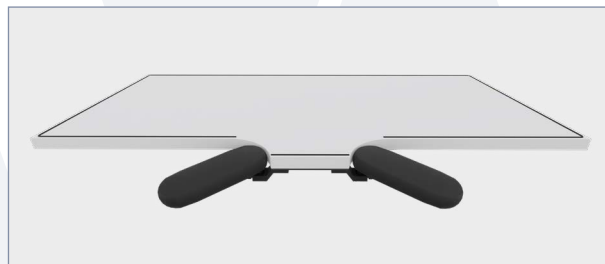
Fixed surround



Sliding on rail



Adjustable simplified



Adjustable 3D multifonction



# ACCESSORIES

Finework watchmaker's workbenches are designed to accommodate a wide range of specialist accessories for watchmaking. The intelligent design of our workbenches allows you to select all the accessories essential to your activity and integrate them perfectly into your workbench.

Our technical department can also integrate your own accessories into your future workbench.

## Cabinets

- » Small drawer unit
- » Large drawer unit
- » Modular drawer unit
- » Tambour cabinet
- » Open cabinet

## Integrated utilities

- » Drilled holes in the worktop
- » Cubic utilities rail
- » Utilities false bottom
- » Utilities access door

## Watchmaker's accessories

- » **Lighting**
  - Lamp holder
  - LED lamp
  - LED lamp with adjustable light temperature
- » **Fluids**
  - Single swan's neck
  - Double swan's neck
  - Fluid accessories
- » **Electrification**
  - Round cable run
  - Rectangular cable run
  - Swivelling mediabox
  - PIX ports
- » **Miscellaneous**
  - Computer monitor arm
  - Keyboard extension
  - Adjustable keyboard extension
  - Footrest
  - Vice plate


## ACCESSORIES IN DETAIL

### Cabinets


Small drawer unit



Open cabinet



Large drawer unit



Tambour cabinet



Modular drawer unit



## ACCESSORIES IN DETAIL

### Integrated utilities

Drilled holes in the worktop



Cubic utilities rail



Utilities false bottom



Utilities access door





## ACCESSORIES IN DETAIL

### Watchmaker's accessories Lighting

#### Lamp holder



#### LED lamp



#### LED lamp with adjustable light temperature



### Watchmaker's accessories Fluids

#### Single swan's neck



#### Double swan's neck




#### Fluid accessories



## ACCESSORIES IN DETAIL

### Watchmaker's accessories Electrification

Round cable run




Rectangular cable run



Swivelling mediabox



PIX ports




## ACCESSORIES IN DETAIL

### Watchmaker's accessories Miscellaneous


Computer monitor arm



Footrest




Keyboard extension



Vice plate



Adjustable keyboard extension





## "T" STAND VERSION

**Finework "T" stand version watchmaker's workbenches can adapt perfectly to your workshops. Their compact rigid steel structure guarantees excellent stability and unmatched robustness of your workbench.**

Based on a common core design, this version offers countless possibilities for customisation: Electric stand, mobile armrests, custom storage compartments, choice of materials and colours, and also integration of any utilities you need to do your job.

In addition to the customisation options, we offer a wide range of accessories that you can integrate on Finework watchmaker's workbenches. Need particular accessories or equipment? No worries, our workbenches can be configured to integrate this equipment.

"T" stand warchmaker's worbench, electric height adjustment and position memory control, sliding armrests on rail, LED light with intensity control, double vacuum and compressed air swan's neck, technical back and drawer unit.

## "T" STAND ELECTRICALLY ADJUSTABLE WORKBENCH





"T" stand warchmaker's worbench, electric height adjustment and position memory control, sliding armrests on rail, LED light with intensity control, double vacuum and compressed air swan's neck, technical back, drawer unit and cover caps for electric column.

## "T" STAND ELECTRICALLY ADJUSTABLE WORKBENCH



"T" stand watchmaker's workbench, manual height adjustment, fixed overhanging armrests, LED light with intensity control, double vacuum and compressed air swan's neck, arm for electronic tablet, rectangular cable run and drawer block.

## "T" STAND MANUALLY ADJUSTABLE WORKBENCH



## STANDARD COLOURS

"T" stand Finework watchmaker's workbenches can be configured in a selection of standard colours. On request, and depending on the number of workbenches required, we can also produce your workbenches in a range of non-standard materials.

### Worktop

- » 1. LIGHT GREY NCS S 1500-N

### Stand, metal cabinets and cover caps

- |                              |                                 |
|------------------------------|---------------------------------|
| » 1. LIGHT BLUE RAL 5012     | » 7. RUBY RED RAL 3003          |
| » 2. LIGHT GREY RAL 7035     | » 8. PIGEON GREY NCS S 4502-B   |
| » 3. RESEDA GREEN RAL 6011   | » 9. SAFETY BLUE RAL 5005       |
| » 4. CAPRI BLUE RAL 5019     | » 10. PURE WHITE RAL 9010       |
| » 5. METAL GREY NCS S 6502-B | » 11. ANTHRACITE GREY RAL 7016  |
| » 6. BLACK NCS S 9000-N      | » 12. WHITE ALUMINIUM RAL 9006* |

### Laminates & cabinets

- » 1. GRIS CLAIR NCS S 1500-N
- » 2. DARK GREY NCS S 7500-N
- » 3. BEECH LAMINATE
- » 4. LIGHT OAK LAMINATE
- » 5. DARK OAK LAMINATE
- » 6. OAK VENEER
- » 7. BEECH VENEER

\*unique colour for electric columns

### Worktop

1

### Stand, metal cabinets and cover caps



### Laminates & cabinets



## OPTIONS

The options shown are part of the standard configuration of your workbench. You must therefore select the different options to create your Finework watchmaker's workbench.

On the following pages, you will find the accessories you need to complete your workbench.

### Worktop dimensions

- » 1230 x 680 mm or 1230 x 680/780 mm
- » 1430 x 680 mm or 1430 x 680/780 mm
- » 1530 x 680 mm or 1530 x 680/780 mm

### Stands

- » Electric
- » Manually adjustable

### Trims

- » Surround trim
- » Milled trim

### Armrests

- » Fixed embedded
- » Fixed surround
- » Sliding on rail
- » Adjustable simplified
- » Adjustable 3D multifonction


## OPTIONS IN DETAIL

### Stands

Electric



Manually adjustable



### Trims

Surround trim



Milled trim






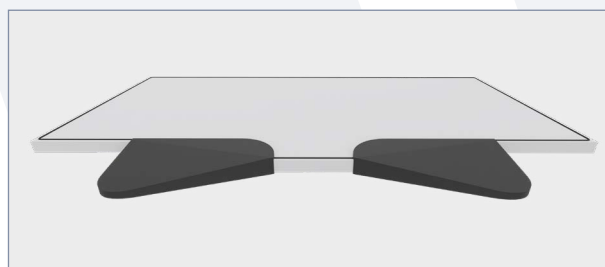
## OPTIONS IN DETAIL

### Armrests


Fixed embedded



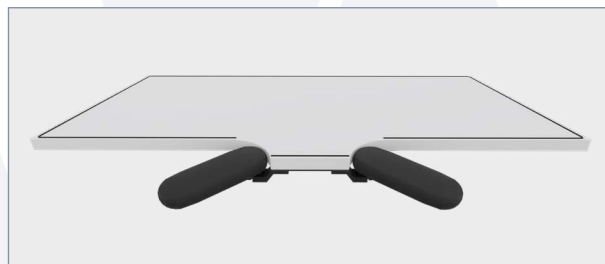
Fixed surround




Sliding on rail



Adjustable simplified



Adjustable 3D multifonction



# ACCESSORIES

Finework watchmaker's workbenches are designed to accommodate a wide range of specialist accessories for watchmaking. The intelligent design of our workbenches allows you to select all the accessories essential to your activity and integrate them perfectly into your workbench.

Our technical department can also integrate your own accessories into your future workbench.

## Drawer units

- » Suspended metal drawer cabinet
- » Base-mounted drawer cabinet
- » Small drawer unit
- » Large drawer unit

## Integrated utilities

- » Drilled holes in the worktop
- » Cubic utilities rail
- » Rear utilities compartment

## Watchmaker's accessories

- » **Fluids**
  - Single swan's neck
  - Double swan's neck
  - Fluid accessories
- » **Lighting**
  - Lamp holder
  - LED lamp
- » **Electrification**
  - Round cable run
  - Rectangular cable run
  - Swivelling mediabox
  - PIX ports
- » **Miscellaneous**
  - Computer monitor arm
  - Keyboard extension
  - Adjustable keyboard extension
  - Footrest
  - Vice plate
  - Cover caps for electric column

## ACCESSORIES IN DETAIL

### Drawer units

Suspended metal drawer cabinet



Small drawer unit



Base-mounted drawer cabinet



Large drawer unit



## ACCESSORIES IN DETAIL

### Integrated utilities

Drilled holes in the worktop



Cubic utilities rail



Rear utilities compartment



## ACCESSORIES IN DETAIL

### Watchmaker's accessories

#### Fluids


##### Single swan's neck



##### Double swan's neck




#### Fluid accessories



### Watchmaker's accessories

#### Lighting

##### Lamp holder



##### LED lamp






## ACCESSORIES IN DETAIL

### Watchmaker's accessories Electrification

Round cable run



Rectangular cable run



Swivelling mediabox



PIX ports




## ACCESSORIES IN DETAIL

### Watchmaker's accessories Miscellaneous

Computer monitor arm



Footrest



Keyboard extension



Vice plate



Adjustable keyboard extension



Cover caps for electric column





## CUSTOM

Do you have a project and want a workbench that reflects your brand identity? Do you want to stand out from your competitors? Our custom department will be delighted to work with you to develop the workbench you have always dreamt of.

Our experience going back more than 40 years in developing workstations for watchmakers and jewellers enables us to offer 100 % custom solutions. Our rigour, professionalism, flexibility and capacity for innovation have already won over the biggest names in watchmaking.

### **Comprehensive study of your specifications**

Our team of engineers and technicians will study your project down to the finest details. Feasibility, materials study, ergonomics and design – all aspects of your project will be reviewed, to propose a solution fully meeting your desires and needs.

### **3D plan and visuals**

For planning purposes, we draw up a complete and detailed presentation dossier for you of all the technical aspects of the workbench. Our close-up drawings and the most realistic 3D visuals will give you an idea of your future station.

### **Prototype**

Replacing your workstations represents a substantial investment, and it is essential that users can test their future work tool before launching production of the run as a whole. To this end, we can produce a prototype of your workstation. This will enable you to check that nothing has been left out, confirm every detail, and appreciate the high-precision work done by Allemand Frères SA.

### **Manufacturing, installation and training**

Once the project has been validated, production of your new workstations can begin. Finework workstations are made entirely in Switzerland, with the greatest care. Your workstations are assembled in our own workshops, and once the run is complete, it is delivered and installed in your workshops. We also offer technical and ergonomic training for users.

Custom workbench with full side and rear panelling, electric height adjustment, adjustable armrests, keyboard extension, modular drawer unit, cubic utilities rail, technical access door, LED light, double swan's neck and round cable run.

## CUSTOM





Allemand Frères SA  
Route de Soleure 138,  
CH-2504 Biel / Bienne  
T. +41 32 344 29 44  
[www.watchmakertable.com](http://www.watchmakertable.com)  
[info@allemandfreres.ch](mailto:info@allemandfreres.ch)

